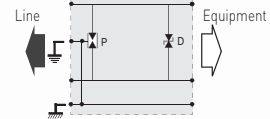
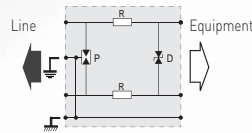
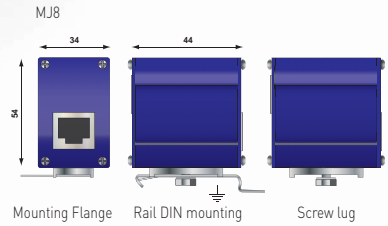
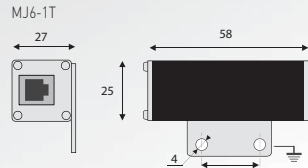


Telecom Surge Protectors

MJ8, MJ6-1T



P : 3-pole gas tube
R : Resistor
D : Clamping Diode

- Protection for one telephone line
- For PSTN, ISDN, ADSL lines
- Quick installation
- RJ11 or RJ45 connectors
- IEC 61643-21 compliance
- UL497A

Characteristics

CITEL Model		MJ6-1T	MJ8-ISDN	MJ8-170V
Description		RJ11 surge protector for 1 telephone line	RJ45 surge protector for 1 ISDN line	Surge protector for telephone line 1 to 4-pairs
Network		RTC, ADSL2, SDSL, 1 pair	ISDN	RTC, ADSL2, SDSL, SHDSL, VDSL2 - 4 pairs
Max. data rate		30 Mbps	30 Mbps	30 Mbps
SPD configuration		1-pair + shielded	2 pairs + shielded	4 pairs + shielded
Pin outs		1-pair (3-4)	2-pairs (3-6)[4-5]	4-pairs (1-2)[3-6][4-5][7-8]
Nominal line voltage	Un	150 V	48 Vdc	150 Vdc
Max. DC operating voltage	Uc	170 Vdc	60 Vdc	170 Vdc
Max. Load current (if connection serie)	IL	300 mA	1000 mA	1000 mA
Max. frequency	f max	> 10 MHz	> 10 MHz	> 10 MHz
Insertion loss		< 1 dB	< 1 dB	< 1 dB
Line/Ground Nominal discharge current <i>8/20µs Test x 10 - C2 category</i>	In	2500 A	2000 A	2000 A
Nominal discharge current Line/Line <i>8/20µs Test x 10 - C2 category</i>	In	2500 A	500 A	500 A
Impulse current - <i>2 x 10/350µs Test - D1 Category</i>	Iimp	500 A	500 A	500 A
Protection level	Up	220 V	70 V	220 V
Failsafe behavior		Short-circuit	Short-circuit	Short-circuit
Mechanical characteristics				
Dimensions		see diagram		
Format		RJ11 Connector	RJ45 connector	
Connection to Network		RJ11 connector female input/output	RJ45 connector female input/output	
Disconnection indicator		transmission interrupt		
Mounting		Mounting flange, Screw lug	Mounting flange, Screw lug, DIN Rail	
Operating temperature		-40/+85°C		
Protection rating		IP20		
Housing material		Aluminium		
Standards compliance		IEC 61643-21 / EN 61643-21 / UL497A		
Part number		560402	560209	560203

