

# Data Sheet


## Load cell Surge Protector BP-LC



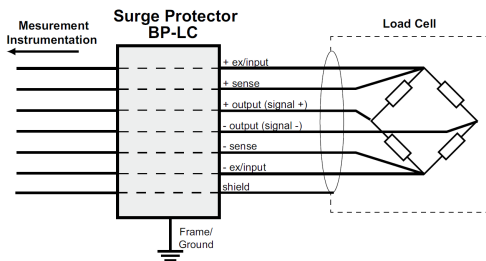
- **Load Cell Surge Protector**
- **4 or 6 wires transmission**
- **High discharge current : 20 kA @ 8/20 µs**
- **Waterproof design**

### Dimensions and Diagram

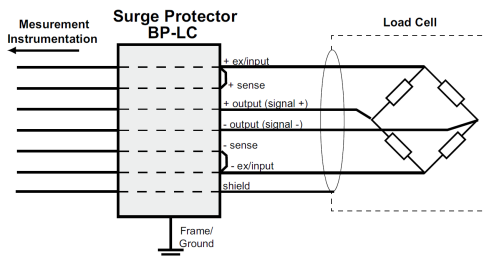
(in mm)



#### 6-wire mode wiring



#### 4-wire mode wiring



### Characteristics

CITEL part number	BP-LC
Protected line	4 or 6 wires weighbridge system
Leakage current	5 µA at U <sub>c</sub> = 10V / 1µA at U <sub>c</sub> = 5V
Maximum operating voltage (line/screen)	U <sub>c</sub> 40 Vac
Maximum operating voltage (line/line)	U <sub>c</sub> 10 Vdc
Protection level (line/line)	18 V
Protection level (line/ground)	600 V
Surge power capability (line/line or line/screen)	1.5 kW @ 10/1000 µs
Discharge current (screen/ground)	I <sub>max</sub> 20 kA @ 8/20 µs
Mechanical Characteristics	
Dimensions	98*66*40 mm (see drawing)
Cable connection	on internal screw terminal, through cable glands
Wire type	1.0 mm <sup>2</sup> Max. for line/screen, 4.0mm <sup>2</sup> Max for PE
Mounting	Indoor/outdoor
Operating Temperature	-40/+85 °C
Enclosure Protection Class	IP65
Gland Protection Class	IP67
Enclosure material	Thermoplastic UL94-HB



**CITEL**

CITEL • 2 rue Troyon • 92316 Sèvres Cedex • France • Tel.: +33 1 41 23 50 23 • Fax: +33 1 41 23 50 09 • e-mail: contact@citel2cp.com • www.citel2cp.com  
F120702 • Document could be modified without notice