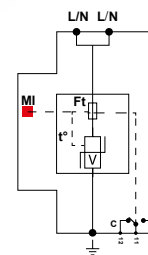
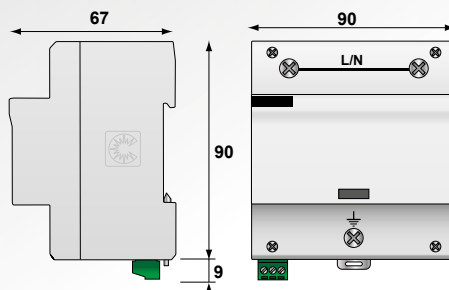


Type 1 + 2 AC surge protector DS500E series

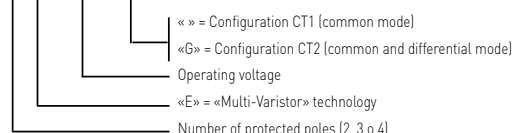
**Iimp
50 kA**



V: High energy varistor network
Ft: Thermal fuse
C: Remote signaling contact
t*: Thermal disconnection system
MI: Disconnection indicator

- Type 1 + 2 unipolar AC surge protector
- Iimp : 50 kA (10/350 µs impulse)
- Imax : 200 kA (8/20 µs impulse)
- Internal disconnection with indicators
- Remote signaling
- EN 61643-11, CEI 61643-11 compliance

DS50x E-xxx/G



Characteristics

CITEL Model	DS500E-400	DS500E-320	DS500E-230	DS500E-120
Description	Type 1+2 AC surge protector unipolar			
Network	230/400 V	230/400 V	230/400 V	120/208V
Max. AC operating voltage	Uc 440 Vac	320 Vac	255 Vac	150 Vac
Temporary Over Voltage (TOV) Characteristics - 5 sec.	UT 580 Vac withstand	580 Vac withstand	335 Vac withstand	180 Vac withstand
Temporary Over Voltage (TOV) Characteristics - 120 mn	UT 770 Vac disconnection	770 Vac disconnection	440 Vac disconnection	230 Vac disconnection
Residual current - Leakage current at Uc	Ipe < 3 mA	< 3 mA	< 3 mA	< 3 mA
Follow current	If None	None	None	None
Nominal discharge current - 15 x 8/20 µs impulses	In 50 kA	50 kA	50 kA	50 kA
Max. discharge current - max. withstand @ 8/20 µs by pole	I _{max} 200 kA	200 kA	200 kA	200 kA
Impulse current by pole - max. withstand 10/350µs	Iimp 50 kA	50 kA	50 kA	50 kA
Specific energy by pole	W/R 625 kJ/ohm	625 kJ/ohm	625 kJ/ohm	625 kJ/ohm
Protection level	Up 2.2 kV	1.8 kV	1.8 kV	1.3 kV
Admissible short-circuit current	Isc _{cr} 50000 A	50000 A	50000 A	50000A
Associated disconnectors				
Thermal disconnector	internal			
Fuses	Fuses Type gG - 500 A			
Installation ground fault breaker	Type «S» or delayed			
Mechanical characteristics				
Dimensions	see diagram			
Connection to Network	By screw terminals : 6-35 mm ²			
Disconnection indicator	1 mechanical indicator			
Remote signaling of disconnection	output on changeover contact			
Mounting	Symmetrical rail 35 mm (EN60715)			
Operating temperature	-40/+85°C			
Protection rating	IP20			
Housing material	Thermoplastic UL94-V0			
Standards compliance	IEC 61643-11 / EN 61643-11			
Certification	EAC			
Part number	3964	63166	-	-